

# NT78



15.7×12.3×14

c E160644 03001003504

## Features

- Small size, light weight.
- Low coil consumption.
- PC board mounting.
- Suitable for household electrical appliances, automation system, electronic equipment, instrument, meter, telecommunication facilities and remote control facilities.

## Ordering Information

**NT78** C S 10 DC12V 0.6

1 2 3 4 5 6

1 Part number: NT78	4 Contact rating: 10A,20A,30A/14VDC; 10A/120VAC; 5A/250VAC
2 Contact arrangement: A:1A; B:1B; C:1C; U:1U	5 Coil rated voltage(V): DC:6,9,12,24
3 Enclosure: S: Sealed type; NIL: Dust cover	6 Coil power consumption: 0.6:0.6W; 0.8:0.8W

## Contact Data

Contact Arrangement	1A (SPSTNO) 1B (SPSTNC) 1C (SPDT(B-M)) 1U (SPSTNODM)
Contact Material	AgCdO AgSnO <sub>2</sub>
Contact Rating (resistive)	NO:20A/14VDC 10A/120VAC,5A/250VAC NC:15A/14VDC,10A/120VAC,5A/250VAC IA:30A/14VDC IU:2×10A/14VDC Motor load : 1/2HP 125VAC Lamp load : TV-5
Max. Switching Power	420W 1250VA
Max. Switching Voltage	42VDC 380VAC Max. Switching Current:30A
Contact Resistance or Voltage drop	≤50mΩ Item 4.12 of IEC 61810-7
Operational life	Electrical 10 <sup>5</sup> Item 4.30 of IEC 61810-7
	Mechanical 10 <sup>7</sup> Item 4.31 of IEC 61810-7

**CAUTION:** 1.For the intermediate current, it only applies to the room temperature.

## Coil Parameter

Dash numbers	Coil voltage VDC		Coil resistance Ω ±10%	Pickup voltage VDC(max) (80% of rated voltage)	Release voltage VDC(min) (5% of rated voltage)	Coil power consumption W	Operate Time ms	Release Time ms
	Rated	Max.						
006-600	6	6.6	60	4.8	0.30	0.6	≤10	≤5
009-600	9	9.9	135	7.2	0.45			
012-600	12	13.2	240	9.6	0.60			
024-600	24	26.4	960	19.2	1.20			
006-800	6	6.6	45	4.8	0.30	0.8	≤10	≤5
009-800	9	9.9	102	7.2	0.45			
012-800	12	13.2	180	9.6	0.60			
024-800	24	26.4	720	19.2	1.20			

**CAUTION:** 1.The use of any coil voltage less than the rated coil voltage will compromise the operation of the relay.  
2.Pickup and release voltage are for test purposes only and are not to be used as design criteria.

## Operation condition

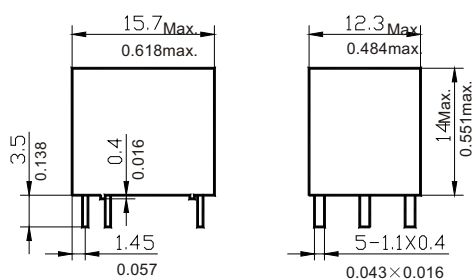
Insulation Resistance	100M $\Omega$ min (at 500VDC)	Item 7 of IEC 60255-5
Dielectric Strength Between contacts Between contact and coil	50Hz 500V 50Hz 500V	Item 6 of IEC 60255-5 Item 6 of IEC 60255-5
Shock resistance	100m/s <sup>2</sup> 11ms	IEC68-2-27 Test Ea
Vibration resistance	10Hz~55Hz double amplitude 1.5mm	IEC68-2-6 Test Fc
Terminals strength	10N	IEC68-2-21 Test Ua1
Solderability	235 $^{\circ}$ C $\pm$ 2 $^{\circ}$ C 3s $\pm$ 0.5s	IEC68-2-20 Test Ta method 1
Ambient Temperature	-40 $^{\circ}$ C~85 $^{\circ}$ C	
Relative Humidity	85% (at 20 $^{\circ}$ C)	IEC68-2-3 Test Ca
Mass	6g	

## Safety approvals

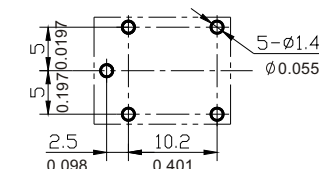
Safety approval	UL&CUR	CQC
Load	NO: 20A/14VDC 10A/120VAC NC: 10A/14VDC 1/2HP 125VAC TV-5	5A/250VAC

## Dimensions

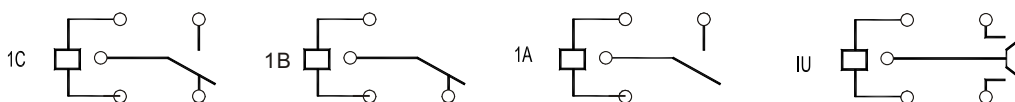
mm /inch



Dimensions



Mounting (Bottom view)



Wiring diagram (Bottom view)

NOTES 1).Dimensions are in millimeters.  
2).Inch equivalents are given for general information only.

## Reference Data

