



32.6×25.2×21

NVFS

Features

- Small size and light weight.
- Heavy contact load (30A).
- Blade fuse design.
- Suitable for automobile and lamp accessories application.
- Insert mounting ,With metal frame.

Ordering Information

NVFS A 15 DC12V

1 2 3 4

1 Part number: NVFS

2 Contact arrangement: A:1A

3 Contact rating: 15:15A/14VDC; 30:30A/14VDC

4 Coil rated Voltage(V): DC: 6,12,24

Contact Data

Contact Arrangement	1A (SPSTNO)		
Contact Material	AgSnO ₂		
Contact Rating (resistive)	15A, 30A/14VDC		
Max. Switching Power	420W		
Max. Switching Voltage	75VDC	Max. Switching Current:30A	
Contact Resistance or Voltage drop	<50mΩ	Item 4.12 of IEC 61810-7	
Operation Life	Electrical	10 ⁵	Item 4.30 of IEC 61810-7
	Mechanical	10 ⁷	Item 4.31 of IEC 61810-7

Coil Parameter

Dash numbers	Coil voltage VDC		Coil resistance Ω ±10%	Pickup voltage VDC(max) (65%of rated voltage)	Release voltage VDC(min) (20% of rated voltage)	Coil power consumption W	Operate Time ms	Release Time ms
	Rated	Max.						
006-1800	6	7.8	20	3.9	1.2	1.8	<7	<5
012-1800	12	15.6	80	7.8	2.4			
024-1800	24	31.2	320	15.6	4.8			

CAUTION: 1.The use of any coil voltage less than the rated coil voltage will compromise the operation of the relay.

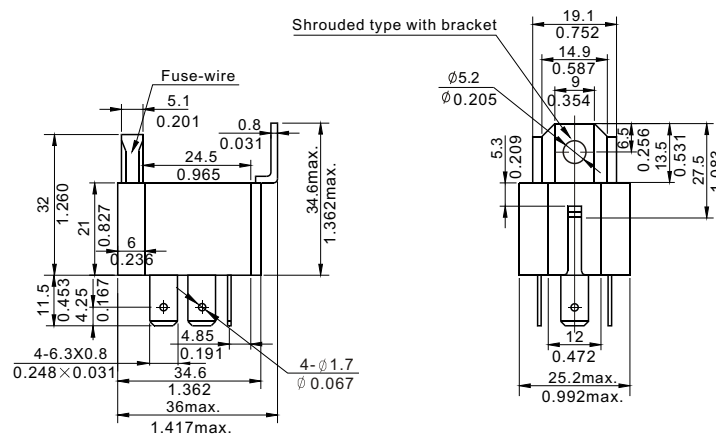
2.Pickup and release voltage are for test purposes only and are not to be used as design criteria.

Operation condition

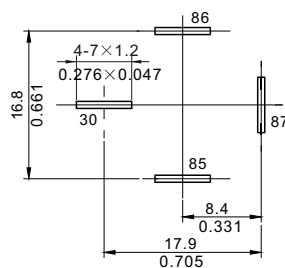
Insulation Resistance	100MΩ min (at 500VDC)	Item 7 of IEC 60255-5
Dielectric Strength Between contacts Between contact and coil	50Hz 500V 50Hz 750V	Item 6 of IEC 60255-5 Item 6 of IEC 60255-5
Shock resistance	147m/s ² 11ms	IEC 68-2-27 Test Ea
Vibration resistance	10Hz~40Hz double amplitude 1.27mm	IEC 68-2-6 Test Fc
Terminals strength	8N	IEC 68-2-21 Test Ua2
Solderability	235°C ± 2°C 3s ± 0.5s	IEC 68-2-20 Test Ta method 1
Ambient Temperature	-40°C~105°C	
Relative Humidity	85% (at 40°C)	IEC 68-2-3 Test Ca
Mass	32g	

Dimensions

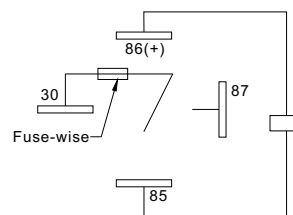
mm /inch



Dimensions



Mounting (Bottom view)



Wiring diagram (Bottom view)

- NOTES 1).Dimensions are in millimeters.
2).Inch equivalents are given for general information only.