


13F Sockets

RELAY SOCKETS

CE

cULus

File No.: E253370



Features

- The dielectric strength can reach 2000VAC and the insulation resistance is 1000 MΩ
- Three mounting types are available: PCB mounting, screw mounting and DIN rail mounting
- With finger protection device
- Components available: metallic retainer
- Applicable relay types: HF13F
- Environmental friendly product (RoHS compliant)

ORDERING INFORMATION



	13F	-2Z	-C1
Type			
Contact arrangement	2Z: 2 Form C		
Termination&mounting	A2: PCB terminal, PCB mounting C1: Screw terminal, DIN rail or Screw mounting, Without finger protection device C2: Screw terminal, DIN rail or Screw mounting, With finger protection device		

CHARACTERISTICS

Type	Nominal Voltage	Nominal Current	Ambient Temperature	Dielectric Strength min.	Max wire size		Wire Strip Length	Screw Torque	Unit weight
					mm ²	AWG			
13F-2Z-A2	250VAC	15A	-40 °C to 70 °C	2000VAC	---	---	---	---	Approx. 9g
13F-2Z-C1	250VAC	15A	-40 °C to 70 °C	2000VAC	2 x 2.5	2 x 14	7mm	1.0N · m	Approx. 51g
13F-2Z-C2	250VAC	15A	-40 °C to 70 °C	2000VAC	2 x 2.5	2 x 14	7mm	1.0N · m	Approx. 52g

OUTLINE DIMENSIONS, WIRING DIAGRAM AND PC BOARD LAYOUT

Unit: mm

Socket	Outline Dimensions	Wiring Diagram	PCB Layout	Accessory Available
 PCB terminal, PCB mounting	<p>(Top View)</p>			metallic retainer 18FF-H1
 Screw terminal, DIN rail or Screw mounting, Without finger protection device	<p>(Top View)</p>	<p>(Top View)</p>		metallic retainer 18FF-H2 (be used in sets)




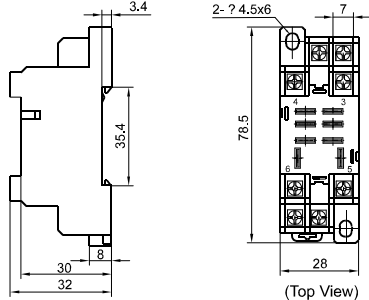
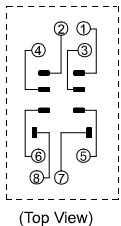
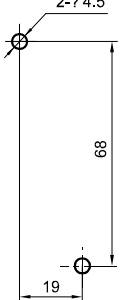
HONGFA RELAY

ISO9001, ISO/TS16949, ISO14001, OHSAS18001, IECQ QC 080000 CERTIFIED

2017 Rev. 1.01

OUTLINE DIMENSIONS, WIRING DIAGRAM AND PC BOARD LAYOUT

Unit: mm

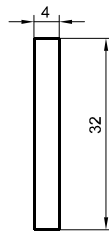
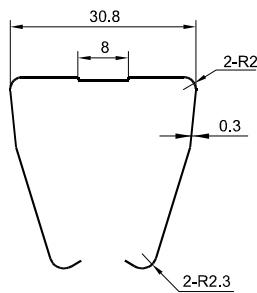
Socket	Outline Dimensions	Wiring Diagram	PCB Layout	Accessory Available
<p>13F-2Z-C2</p>  <p>Screw terminal, DIN rail or Screw mounting, With finger protection device</p>	 <p>(Top View)</p>	 <p>(Top View)</p>		<p>metallic retainer 18FF-H2 (be used in sets)</p>

DIMENSION OF RELATED ACCESSORY (AVAILABLE)

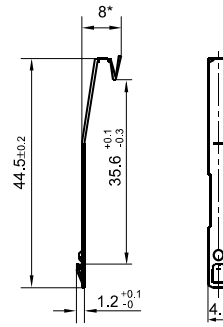
Unit: mm

Retainer

18FF-H1 (metallic retainer)



18FF-H2 (metallic retainer)



Remark: 18FF-H2 retainer has to be used in sets, please pay special attention while placing the order.

Things to be noticed when selecting sockets:

1. Please choose suitable relay socket according to the actual mounting environment, relay contact poles and terminal layout. If there is any query on selection, please contact Hongfa for the technical service.
2. As for other related components, they should be selected separately. Please do give clear indication of the types of relay sockets and related components you choose while placing order.
3. Main outline dimension(L, W, H) ≥ 50 mm, tolerance should be ± 1 mm; outline dimension > 20 mm and < 50 mm, tolerance should be ± 0.5 mm; outline dimension ≤ 20 mm, tolerance should be ± 0.3 mm.
4. DIN rail mounting: recommend to use standard rail $35 \times 7.5 \times 1$, $35 \times 15 \times 1$.

Disclaimer

The specification is for reference only. See to "Terminology and Guidelines" for more information. Specifications subject to change without notice. We could not evaluate all the performance and all the parameters for every possible application. Thus the user should be in a right position to choose the suitable product for their own application. If there is any query, please contact Hongfa for the technical service. However, it is the user's responsibility to determine which product should be used only.

© Xiamen Hongfa Electroacoustic Co., Ltd. All rights of Hongfa are reserved.