

High Voltage Diodes - Axial Lead

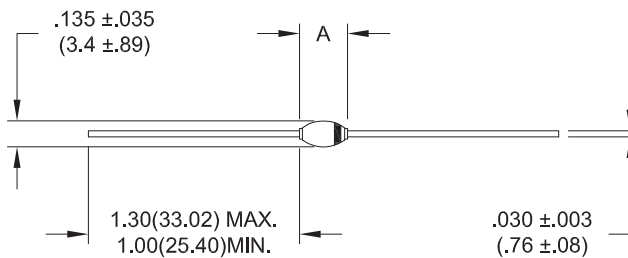
100mA - 500mA • 70ns • Hermetic • JANTX • JANTXV

ELECTRICAL CHARACTERISTICS AND MAXIMUM RATINGS														
Part Number	Working Reverse Voltage (V _{rw})	Average Rectified Current (I _o)		Reverse Current @ V _{rw} (I _r)		Forward Voltage (V _f)		1 Cycle Surge Current t _p =8.3ms (I _{fsm})	Repetitive Surge Current (I _{frm})	Reverse Recovery Time (3) (T _{rr})	Thermal Impedance θ _{J-L}			Junction Cap. @50VDC @ 1kHz (C _j)
		55°C(1)	100°C(2)	25°C	100°C	25°C		25°C	25°C	25°C	25°C	L=000	L=.125	L=.250
	Volts	mA	mA	µA	µA	Volts	mA	Amps	Amps	ns	°C/W	°C/W	°C/W	pF
1N6521	2000	500	250	0.5	20	3.0	500	25	5.00	70	5	12	22	8.0
1N6523	3000	250	125	0.5	20	5.0	250	15	3.00	70	5	12	22	4.0
1N6525	5000	150	75	0.5	20	7.0	150	10	2.00	70	5	12	22	3.0
1N6527	10000	100	50	0.5	20	12.0	100	5	1.00	70	5	12	22	2.0

(1)TL=55°C L=0.375" (2)TL=100°C L=0.375" (3)I_f=125mA, I_r=250mA, I_{rr}=63mA *Op.Temp.= -65°C to +175°C Stg.Temp.= -65°C to +200°C



Part	A
1N6521	.220(5.59) MAX. .160(4.06) MIN.
1N6523	.240(6.10) MAX. .180(4.57) MIN.
1N6525	.260(6.60) MAX. .200(5.08) MIN.
1N6527	.320(8.13) MAX. .260(6.60) MIN.



Dimensions: In. (mm) • All temperatures are ambient unless otherwise noted. • Data subject to change without notice.



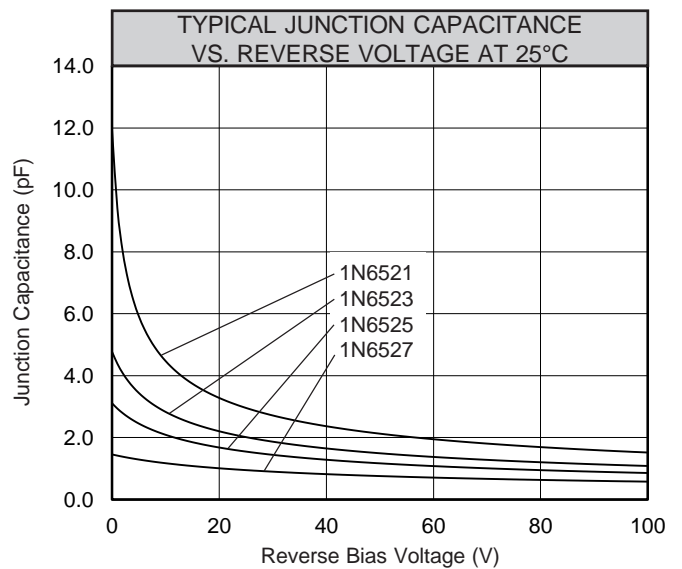
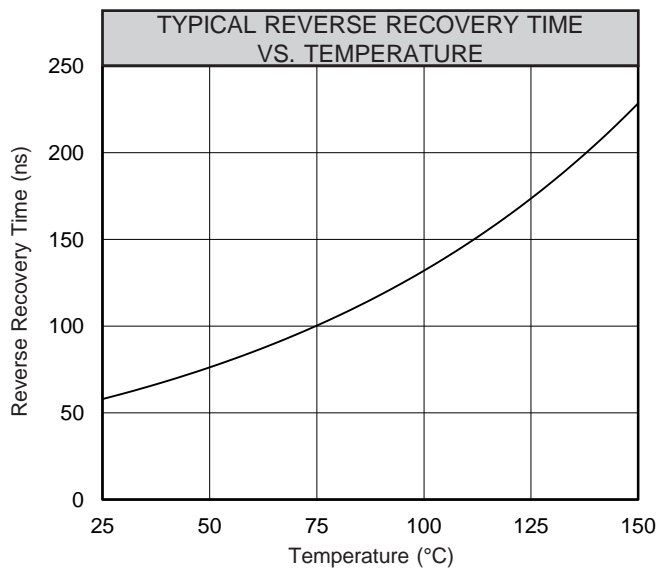
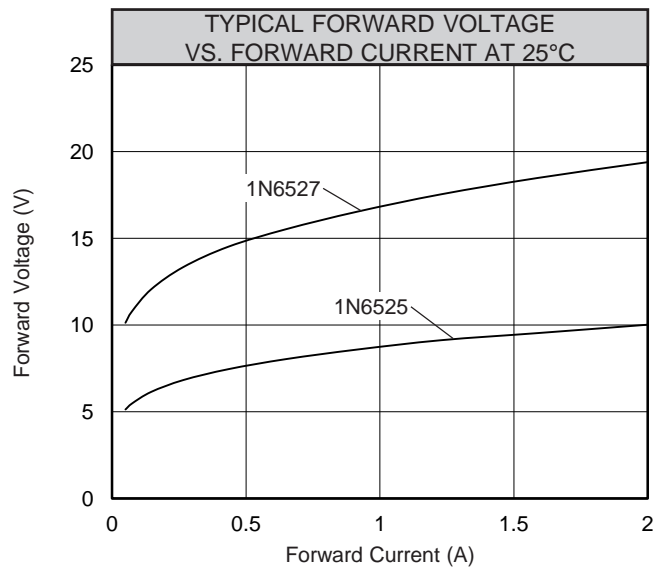
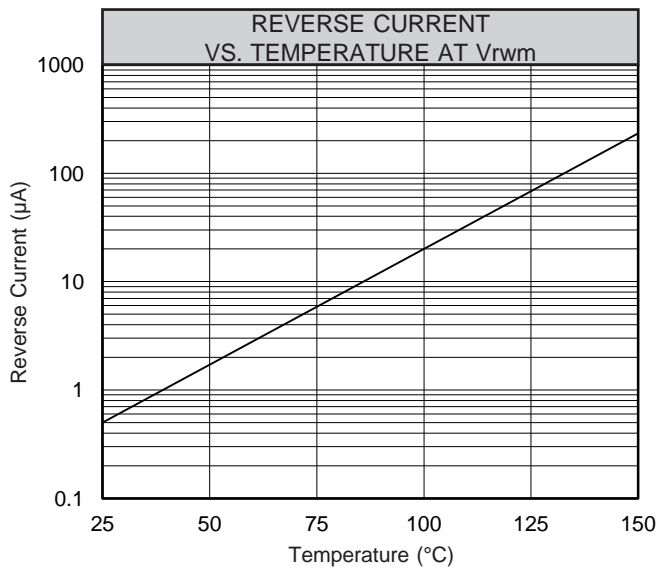
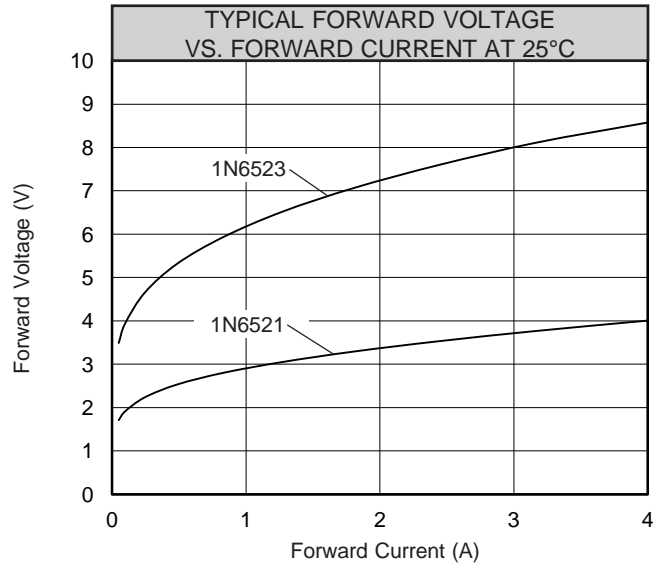
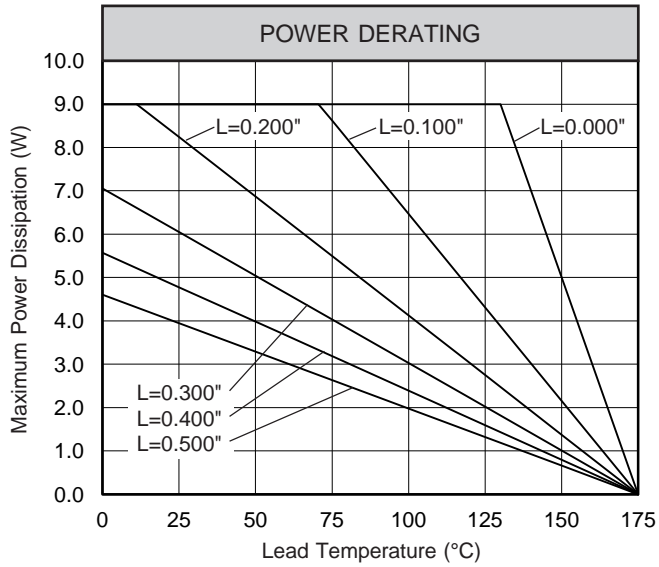
Voltage Multipliers Inc.

8711 W. Roosevelt Ave.
Visalia, CA 93291 USA

Tel: 559.651.1402
Fax: 559.651.0740

www.voltagemultipliers.com
www.highvoltagepowersupplies.com

1N6521 1N6523 1N6525 1N6527



3