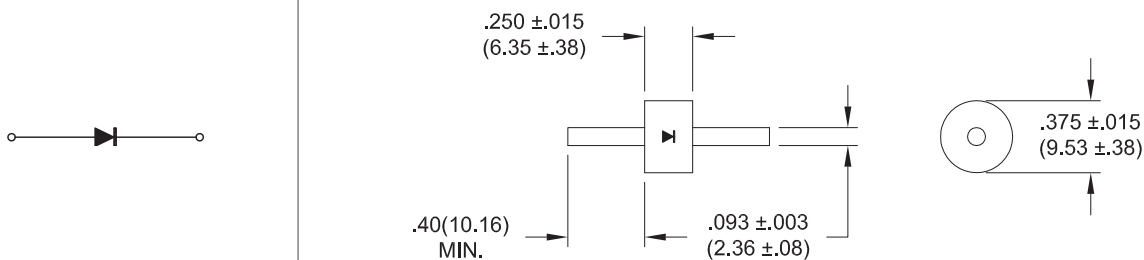


High Voltage Diodes - Epoxy Molded

1.5A - 3.0A • 3000ns • Axial Leaded

ELECTRICAL CHARACTERISTICS AND MAXIMUM RATINGS													
Part Number	Working Reverse Voltage (V _{rw})	Average Rectified Current (I _o)		Reverse Current @ V _{rw} (I _r)		Forward Voltage (V _f)		1 Cycle Surge Current t _p =8.3ms (I _{fsm})	Repetitive Surge Current (I _{frm})	Reverse Recovery Time (3) (T _{rr})	Thermal Impedance θ _{J-L}		Junction Cap. @50VDC @ 1kHz (C _j)
		55°C(1)	100°C(2)	25°C	100°C	25°C		25°C	25°C	25°C	L=.000	L=.250	25°C
	Volts	Amps	Amps	µA	µA	Volts	Amps	Amps	Amps	ns	°C/W	°C/W	pF
K25S	2500	3.00	1.50	2.0	100	5.5	3.0	200	50	3000	2.0	4.5	70
K50S	5000	2.20	1.10	2.0	100	8.5	2.2	150	35	3000	2.0	4.5	50
K100S	10000	1.50	0.75	2.0	100	12.0	1.5	100	25	3000	2.0	4.5	35

(1)TL=55°C L=0.375" (2)TL=100°C L=0.375" (3)I_f=0.5A, I_r=1.0A, I_{rr}=0.25A *Op. Temp.= -55°C to +150°C Stg. Temp.= -55°C to +175°C



Dimensions: In. (mm) • All temperatures are ambient unless otherwise noted. • Data subject to change without notice.



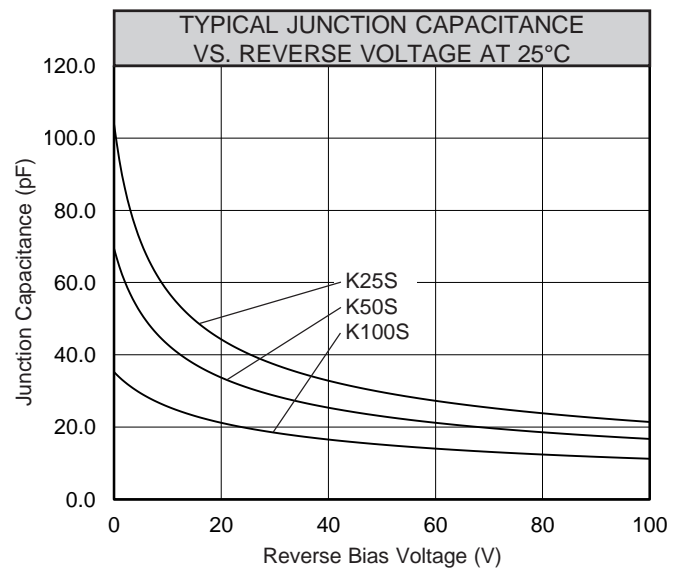
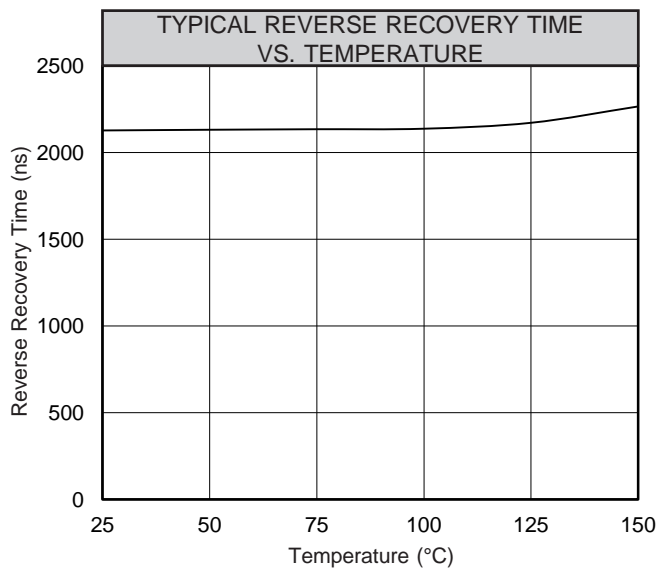
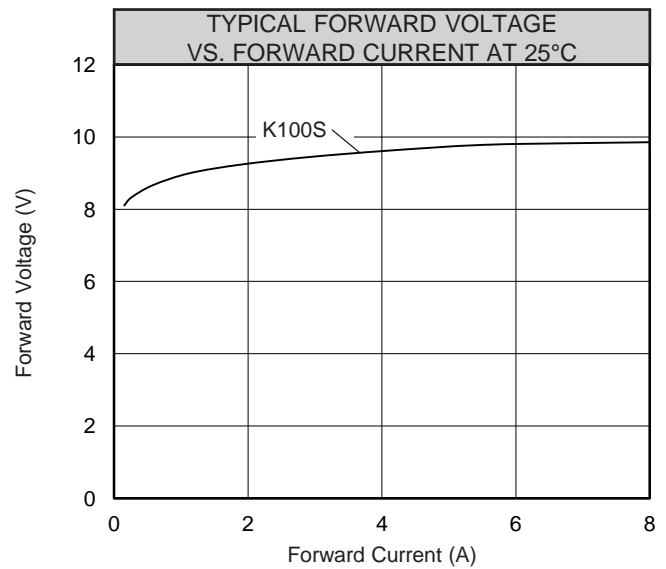
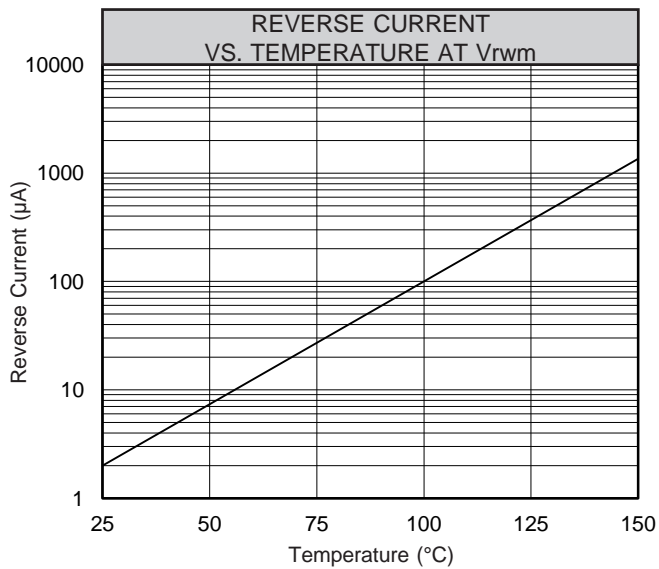
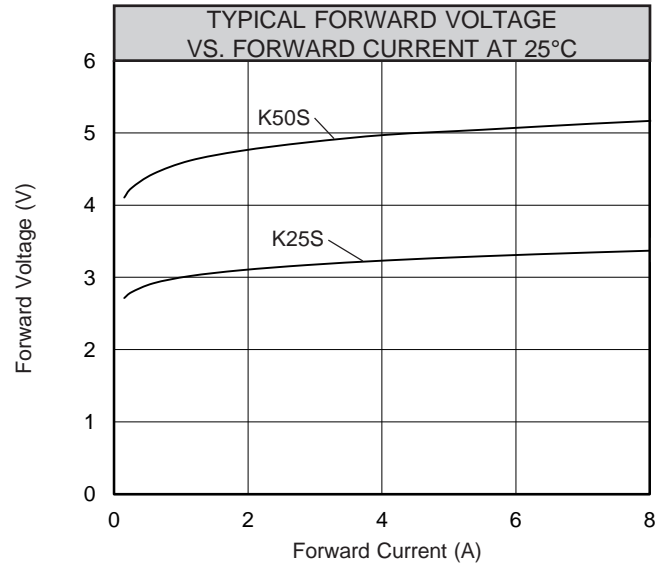
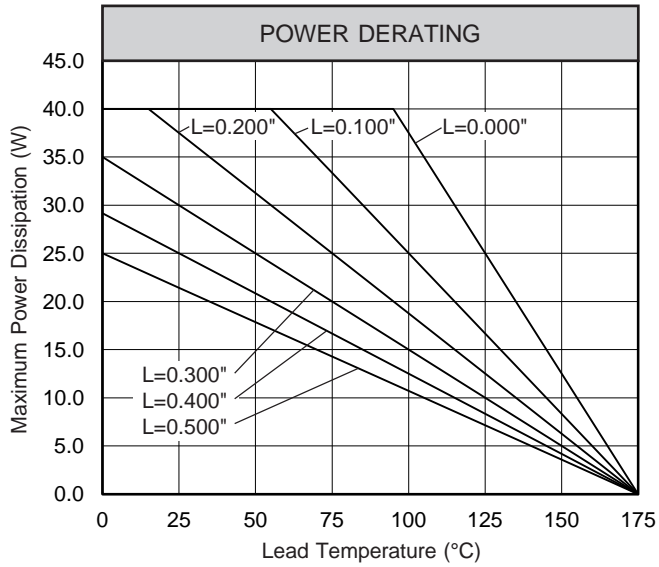
Voltage Multipliers Inc.

8711 W. Roosevelt Ave.
Visalia, CA 93291 USA

Tel: 559.651.1402
Fax: 559.651.0740

www.voltagemultipliers.com
www.highvoltagepowersupplies.com

K25S K50S K100S



5