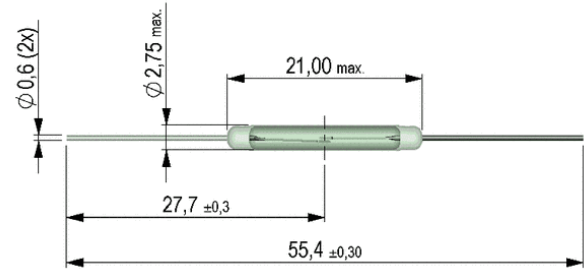
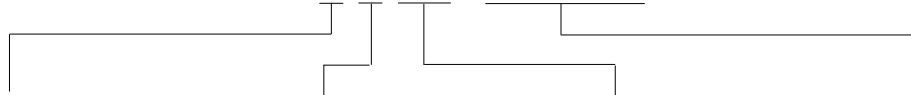


# KSK-1A52 Reed Switches



- Features: High Power, Line Voltage
- Applications: Position Sensor, Valve Detection, Level Sensor & Others
- Markets: Automotive, White Goods, HVAC & Others

Part Description: **K S K - 1 A 5 2 X X X X**



Contact QTY	Contact Form	Switch Model	Pull-In Excitation (AT-Range)
1	A (SPST-NO)	52	15 – 70

Contact Data	Unit	
<b>Rated Power (max.)</b> Any DC combination of V&A not to exceed their individual max.'s	50	W
<b>Switching Voltage (max.)</b> DC or peak AC	350	V
<b>Switching Current (max.)</b> DC or peak AC	0.5	A
<b>Carry Current (max.)</b> DC or peak AC	2.5	A
<b>Contact Resistance (max.)</b> @ 0.5V & 10mA	150	mOhm
<b>Breakdown Voltage (min.)</b> DC or peak AC	500	V
<b>Operating Time (max.)</b> Incl. Bounce; Measured with 40% Overdrive	1.1	ms
<b>Release Time (max.)</b> Measured with no Coil Excitation	0.1	ms
<b>Test Coil</b>	KMS-01	
<b>Insulation Resistance (min.)</b> RH < 45%, 100 V Test Voltage	10	GOhm
<b>Capacitance (typ.)</b> @ 10kHz across open Switch	0.5	pF

Series Datasheet – KSK-1A52 Reed Switches

www.standexmeder.com

Dimensions (mm)	
Overall Length (max.)	55.4
Glass Length (max.)	21.0
Glass Dia (max.)	2.75
Lead Dia. (max.)	0.6

Environmental Data		Unit
Shock Resistance (max.) 1/2 sine wave duration 11ms	50	g
Vibration Resistance (max.)	20	g
Operating Temperature	-40 to 130	°C
Storage Temperature	-55 to 130	°C
Soldering Temperature (max.) 5 sec. max.	260	°C

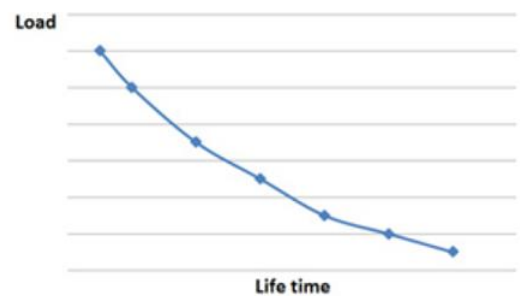
KSK-1A52 Reed Switch



Handling & Assembly Instructions	
➤	Use proper lead clamping or heat sinking techniques to prevent mechanical and/or heat stress to the glass seal during bending, cutting, soldering, and welding
➤	Mechanical shock as the result of dropping the reed switch typically from a distance of greater than 12" may change it's magnetic sensitivity and/or destroy the switch
➤	Any form of modification to the switch leads will alter it's magnetic sensitivity
➤	Series resistor recommended for >5m cable length

Life Test Data

\*Load increase reduces life expectancy of Reed Switches



Glossary Contact Form		
Form A	NO = Normally Open Contacts SPST = Single Pole Single Throw	
Form B	NC = Normally Closed Contacts SPST = Single Pole Single Throw	
Form C	Changeover SPDT = Single Pole Double Throw	

