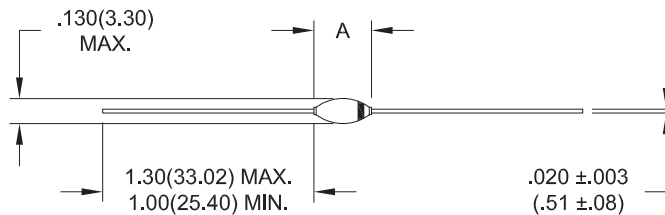


High Voltage Diodes - Axial Lead

20mA - 40mA • 30ns - 50ns • Hermetic

ELECTRICAL CHARACTERISTICS AND MAXIMUM RATINGS														
Part Number	Working Reverse Voltage (V _{rw})	Average Rectified Current (I _o)		Reverse Current @ V _{rw} (I _r)		Forward Voltage (V _f)		1 Cycle Surge Current t _p =8.3ms (I _{fsm})	Repetitive Surge Current (I _{frm})	Reverse Recovery Time (3) (T _{rr})	Thermal Impedance θ _{J-L}			Junction Cap. @50VDC @ 1kHz (C _j)
		55°C(1)	100°C(2)	25°C	100°C	25°C		25°C	25°C	25°C	25°C	L=.000	L=.125	L=.250
	Volts	mA	mA	µA	µA	Volts	mA	Amps	Amps	ns	°C/W	°C/W	°C/W	pF
M50FF3 M100FF3	5000 10000	40 20	20 10	0.1 0.1	10 10	12.5 25.0	40 20	2.0 1.0	0.4 0.2	30 30	18 18	30 30	50 50	1.0 0.5
M50FF5 M100FF5	5000 10000	40 20	20 10	0.1 0.1	10 10	12.5 25.0	40 20	2.0 1.0	0.4 0.2	50 50	18 18	30 30	50 50	1.0 0.5

(1)TL=55°C L=0.375" (2)TL=100°C L=0.375" (3)I_f=12.5mA, I_r=25mA, I_{rr}=6.3mA *Op.Temp.= -65°C to +175°C Stg.Temp.= -65°C to +200°C



Part	A
M50FF3	.225(5.72) MAX.
M100FF3	.300(7.62) MAX.
M50FF5	.225(5.72) MAX.
M100FF5	.300(7.62) MAX.

Dimensions: In. (mm) • All temperatures are ambient unless otherwise noted. • Data subject to change without notice.



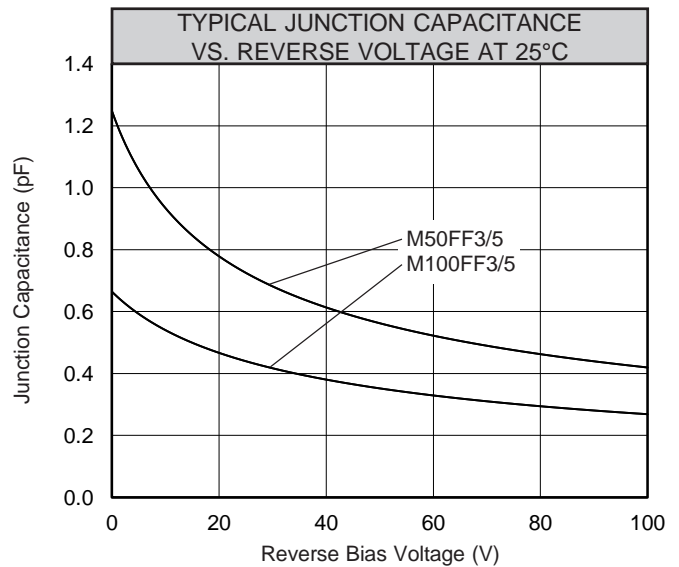
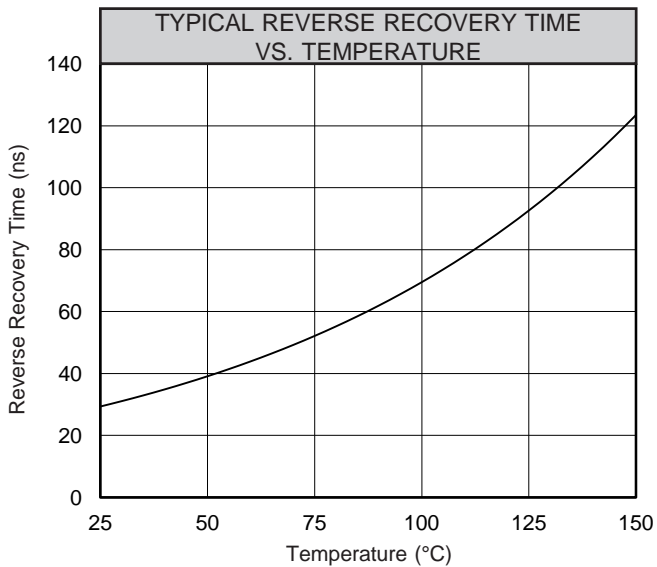
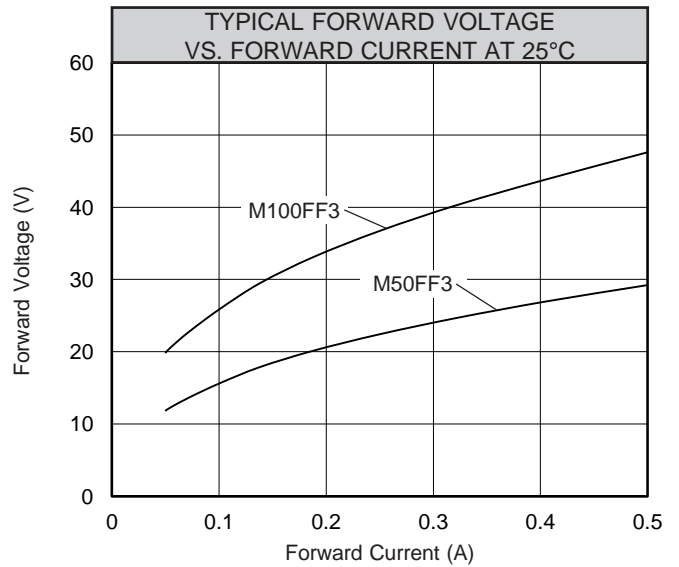
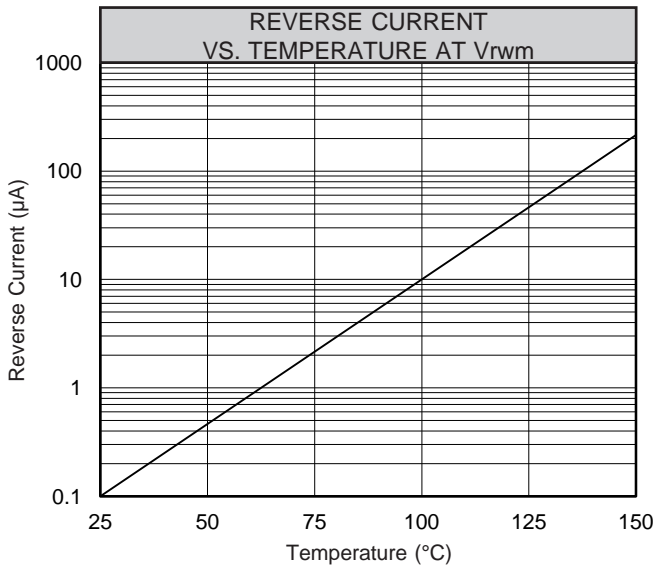
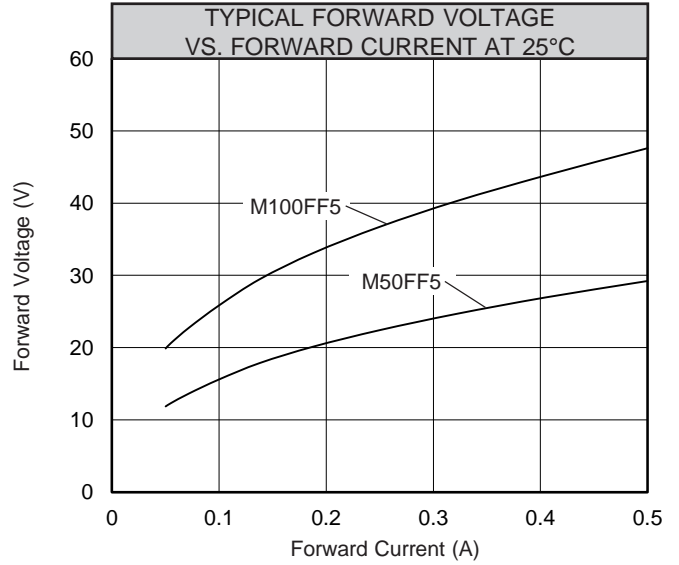
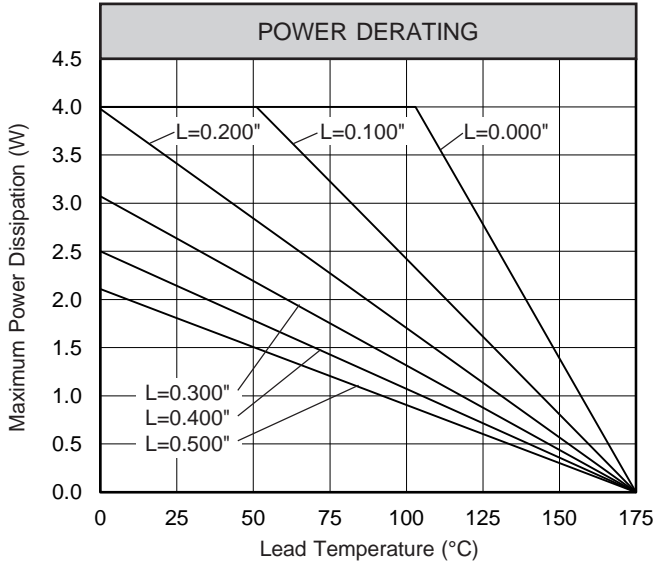
Voltage Multipliers Inc.

8711 W. Roosevelt Ave.
Visalia, CA 93291 USA

Tel: 559.651.1402
Fax: 559.651.0740

www.voltagemultipliers.com
www.highvoltagepowersupplies.com

M50FF3/5 M100FF3/5



3